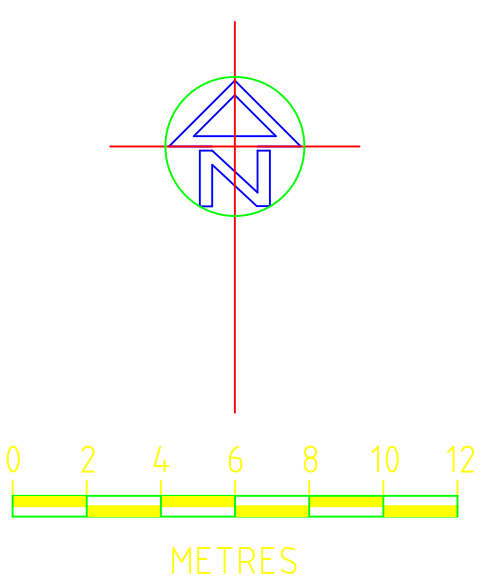




LEGEND

SYMBOL	DESCRIPTION
---D---	EXISTING DRAINAGE PIPE
=====	PROPOSED SM2 KERB
—————	UNBROKEN PAINTED LINE
- - - - -	CONTINUITY LINE
— — — — —	LANE LINE 3m x 9m GAP
— — — — —	BUS STOP LINE MARKING
— — — — —	PROPOSED DRAINAGE PIPE
[Green Box]	PROPOSED SIDE ENTRY PIT
[Green Box]	PROPOSED JUNCTION PIT
[Red Box]	PROPOSED PEDESTRIAN RAMP
[Orange Hatched Box]	PEDESTRIAN PATH
[Purple Hatched Box]	CONCRETE SHARED PATH
[Green Hatched Box]	VEGETATED KERB OUTSTAND

FOR CONTINUATION SEE SHEET 1-C02



CONCEPT



DRAWN: J. CARNS
 DESIGNER: HDS AUSTRALIA
 SURVEYED:—
 CHECKED: W. SCOTT

MURRINDINDI SHIRE COUNCIL
 HIGH STREET YEA
 SAFETY UPGRADES

SHEET NO:1 OF 4 DWG No: MSC101.02

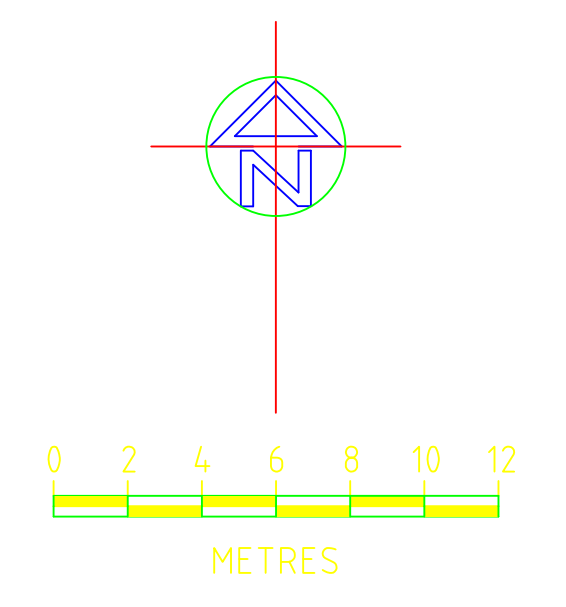
FOR CONTINUATION SEE SHEET 1-C01



LEGEND

SYMBOL	DESCRIPTION
---D---D---	EXISTING DRAINAGE PIPE
=====	PROPOSED SM2 KERB
—————	UNBROKEN PAINTED LINE
- - - - -	CONTINUITY LINE
— — — — —	LANE LINE 3m x 9m GAP
— — — — —	BUS STOP LINE MARKING
— — — — —	PROPOSED DRAINAGE PIPE
[Green Box]	PROPOSED SIDE ENTRY PIT
[Green Box]	PROPOSED JUNCTION PIT
[Red Box]	PROPOSED PEDESTRIAN RAMP
[Orange Box]	PEDESTRIAN PATH
[Purple Box]	CONCRETE SHARED PATH
[Green Box]	VEGETATED KERB OUTSTAND

FOR CONTINUATION SEE SHEET 1-C03



CONCEPT



DRAWN: J. CARNS
 DESIGNER: HDS AUSTRALIA
 SURVEYED:—
 CHECKED: W. SCOTT

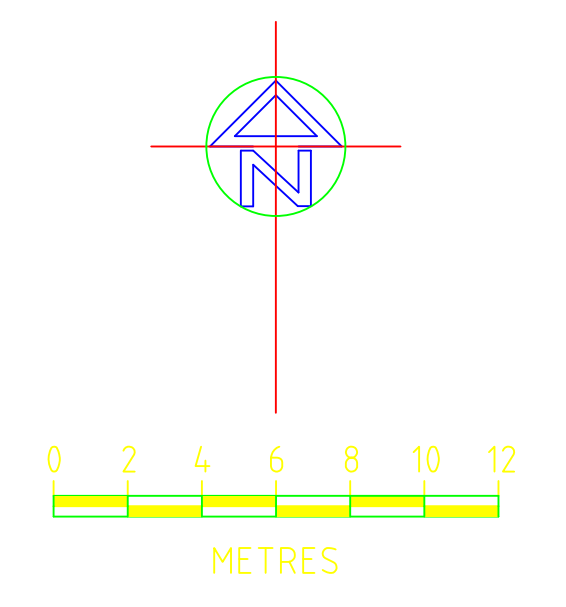
MURRINDINDI SHIRE COUNCIL
 HIGH STREET YEA
 SAFETY UPGRADES
 SHEET NO:2 OF 4 DWG No: MSC101.02



LEGEND

SYMBOL	DESCRIPTION
---	EXISTING DRAINAGE PIPE
====	PROPOSED SM2 KERB
---	UNBROKEN PAINTED LINE
---	CONTINUITY LINE
---	LANE LINE 3m x 9m GAP
---	BUS STOP LINE MARKING
---	PROPOSED DRAINAGE PIPE
[Green Box]	PROPOSED SIDE ENTRY PIT
[Green Box]	PROPOSED JUNCTION PIT
[Red Box]	PROPOSED PEDESTRIAN RAMP
[Hatched Box]	PEDESTRIAN PATH
[Purple Hatched Box]	CONCRETE SHARED PATH
[Green Hatched Box]	VEGETATED KERB OUTSTAND

FOR CONTINUATION SEE SHEET 1-004



FOR CONTINUATION SEE SHEET 1-002

CONCEPT



DRAWN: J. CARNS
 DESIGNER: HDS AUSTRALIA
 SURVEYED: -
 CHECKED: W. SCOTT

MURRINDINDI SHIRE COUNCIL
 HIGH STREET YEA
 SAFETY UPGRADES

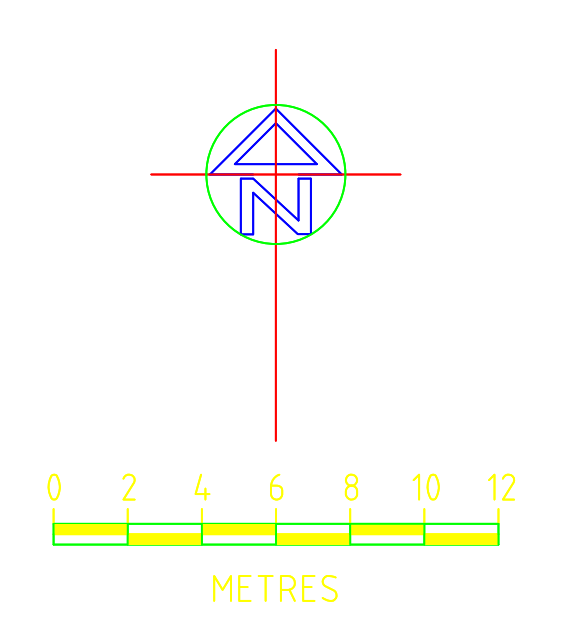
SHEET NO: 3 OF 4 DWG No: MSC101.02



FOR CONTINUATION SEE SHEET 1-C03

LEGEND

SYMBOL	DESCRIPTION
---D---D---	EXISTING DRAINAGE PIPE
=====	PROPOSED SM2 KERB
—————	UNBROKEN PAINTED LINE
- - - - -	CONTINUITY LINE
— — — — —	LANE LINE 3m x 9m GAP
— — — — —	BUS STOP LINE MARKING
— — — — —	PROPOSED DRAINAGE PIPE
[Green Box]	PROPOSED SIDE ENTRY PIT
[Blue Box]	PROPOSED JUNCTION PIT
[Red Box]	PROPOSED PEDESTRIAN RAMP
[Orange Hatched Box]	PEDESTRIAN PATH
[Purple Hatched Box]	CONCRETE SHARED PATH
[Green Hatched Box]	VEGETATED KERB OUTSTAND



CONCEPT



DRAWN: J. CARNS	MURRINDINDI SHIRE COUNCIL	
DESIGNER: HDS AUSTRALIA	HIGH STREET YEA SAFETY UPGRADES	
SURVEYED:—		
CHECKED: W. SCOTT	SHEET NO:4 OF 4	DWG No: MSC101.02